



Current Drug Trends

David Butterfield, PharmD, BCPS, BCPP

Clinical Pharmacy Specialist, Outpatient Psychiatry, Eskenazi Health



Learning Objectives

- Understand current drug trends in the US
- Analyze common drugs of misuse
- Explain how the government is attempting to combat the drug crisis



Drug Use Statistics

- 700,000 overdose deaths since 2000
- 34.6 billion dollar budget for drug control in 2020
- 19.4% of people over 12 years old used illicit drugs in 2018
- 11.7% of people over 12 years old were current illegal drug users (use in previous month)



Drug Use Breakdown

- 19.4% of people aged 12 or older used illegal drugs in previous year:
 - 9% marijuana
 - 9% prescription stimulants
 - 7% methamphetamine
 - 7% opioid misuse
 - 6% prescription pain medication
 - 3% heroin
 - 2% cocaine
 - 1% prescription sedatives



Alcohol and Tobacco

- Alcohol and tobacco included, 60.2% or 165 million people were current substance users in 2018
 - 139.8 million people drank alcohol
 - 58.8 million used tobacco
 - 31.9 million used illegal drugs
- 14.8 million people with an alcohol use disorder
- 2019- 5,231 e-cigarette/vaping case handled by poison control
- 2020- 1,203 cases so far



Substance Use Disorders-2018

- 14.8 million people with alcohol use disorder
- 8.1 million people with illicit substance use disorder
 - 4.4 million having a marijuana use disorder
- 2 million people with opioid use disorder
- 22% male versus 17% female misused illegal drugs in 2018
- 5% in rural areas vs 20.2% of people in larger metropolitan counties



Drug Use By Age

- Drug use highest among 18-25 year olds 39% vs 26-29 year olds 34%
- In 2018, 47% of those <18 years old had used an illegal drug by the time they graduated from high school
 - Current users within the past month:
 - 5% of 8th graders
 - 20% of 10th graders
 - 24% of 12th graders
- 70% of users who try an illegal drug before age 13 develop a substance use disorder within the next 7 years compared to 27% of those who try an illegal drug after age 17



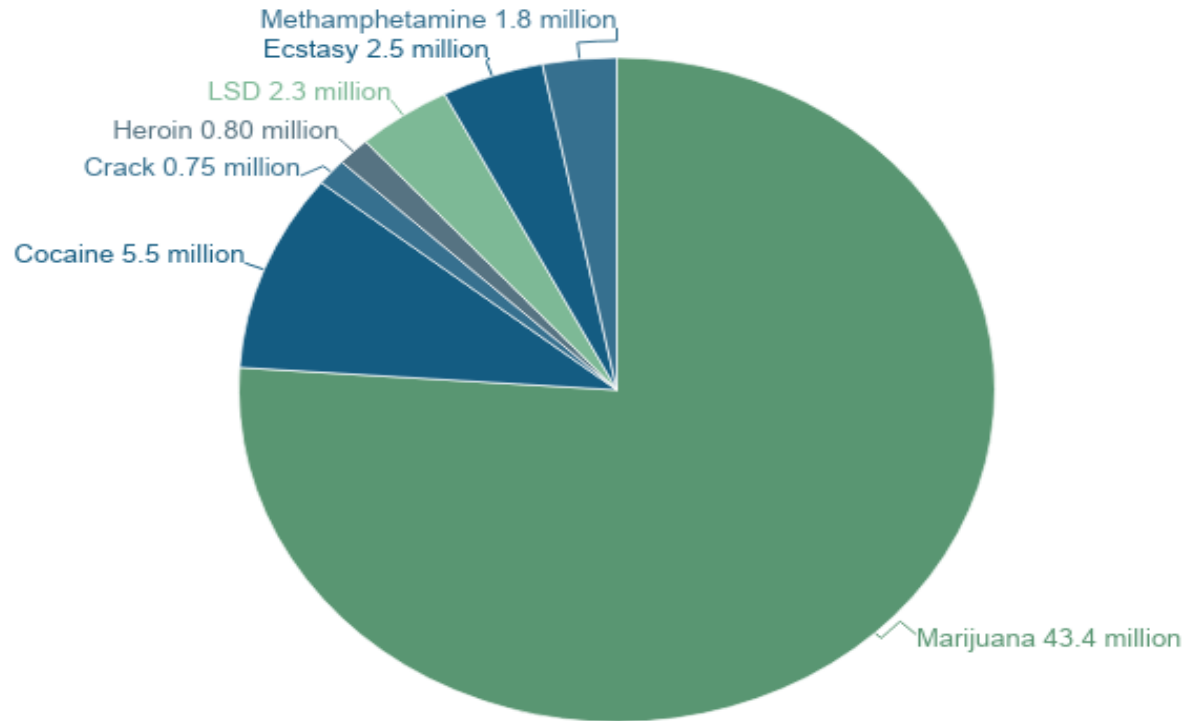
Accidental Exposure to Children

- In 2018, most common substance exposure reported to poison control centers was illegal or misused prescription opioids
 - 284,000 cases of exposure
 - 44% of exposure cases being children under 5 years old
 - 5,300 exposures to heroin and fentanyl
 - Exposure to children under 5 to marijuana increased by 148% over a 7 year period
 - Exposure to prescription opioids increased 93% each year over a 9 year period



Illegal Drug of Choice-2018

Number of people in the US who used selected illegal drugs in 2018





Drug Use Deaths-Worldwide

- 750,000 annual deaths worldwide are related to illegal drug use
- 170,000 deaths each year are due to drug overdoses
 - Compared to 105,000 in 2000
- 50% of those deaths occur in persons under 50 years of age
- Opioids are biggest cause of drug overdose deaths



Drug Use Deaths-US

- US leads in overdose rates from opioids, amphetamines, and cocaine
- Average life expectancy in the US declined from 2015-2017 due to opioid overdose deaths
 - 2017-67.8% of overdose deaths were opioid related
 - 28,644 fentanyl
 - 17,029 prescription opioid related
 - 15,482 heroin
 - Drug overdose due to synthetic opioids increased by 10% from 2017-2018
 - 2012-2015 increase by 264% synthetic opioid overdose deaths
- 2019-primary care clinics saw increase in urine samples testing positive for potentially fatal drugs:
 - 4% for meth vs 1.4% in 2013
 - 5% for fentanyl vs. 1% in 2013



Drug Use Cost-US

- 2017- cost of drug misuse in the US was nearly 272 billion dollars taking into account crime, healthcare needs, and lost work productivity
 - 193 billion dollars in illegal drugs
 - 78.5 billion dollars for prescription opioids
 - 11 billion dollars in healthcare costs due to illegal drugs
 - 26 billion dollars for prescription opioids
- 2016- 326,000 hospitalizations occurred for non-fatal drug poisonings
 - 577,794 emergency room visits
- Drug misuse leads to comorbidities
 - 50% of individuals with substance use disorder have comorbid mental illness
 - Individuals who inject drugs account for 1 in 10 HIV diagnoses



Opioids


- Naturally sourced- poppy plant
- Synthetic- lab creation (methadone, fentanyl)
- Semi-synthetic- synthesized from naturally occurring opium (morphine, codeine, hydrocodone, oxycodone, etc.)
- Taking opioids for a period longer than 3 months increases the risk of addiction 15 times
- In 2015, opioids were still being prescribed at a rate that would medicate every American around the clock (5mg of hydrocodone every 4 hours) for 3 weeks
- In 11% of US counties, there are still enough opioid prescriptions dispensed for every resident to have one



Fentanyl

- Synthetic opioid approved by FDA as anesthetic and pain relief
- Fentanyl overdoses increased from 2,670 in 2011 to 31,335 in 2018
- Fentanyl is nearly 50-100 times as potent as heroin and is increasingly being combined with other drugs
- Carfentanil is the most potent of the fentanyl analogs

A fatal dose of heroin vs. a fatal dose of fentanyl.





Stimulants

- Legal and illegal forms
- In 2018, 1.8 million people 12 years or older reported using methamphetamine
 - 5.5 million reported using cocaine
- 1 in 5 drug overdose deaths in 2017 were cocaine related
- Between 2012 and 2018 cocaine related overdose deaths increased from 1.4% to 4.5%
- Most methamphetamine and cocaine is thought to come from Mexican drug trafficking organizations



Marijuana

- Classified under controlled substance act as hallucinogen
- Illegal under federal law but 11 states have legalized it for recreational use
 - 14 billion in sales in 2019 and projected to be 30 billion or higher in 2023
- 1 in 6 who start using before the age of 18 will become addicted
- 2019, 43% of college students consumed marijuana, highest since 1983
- Frequently used in combination with other agents:
 - Alcohol- increases impairment and speeds up absorption of THC
 - Polysubstance use leads to higher rates of addiction
 - Synthetic cannabinoids



Marijuana Legalization

- States where marijuana has been legalized:
 - ED visits related to marijuana increased by 54% and hospitalizations increased by 101%
 - Suicides where toxicology tests indicated marijuana had been increased by 7.6% in 2006 to 23% in 2017
 - Colorado the cost to taxpayers is 5 dollars for every 1 dollar gained in tax revenue due to expenses like marijuana related DUI's (25 million dollars)



Alcohol

- 140 million Americans over the age of 12 are regular alcohol users
- 88,000 alcohol related deaths per year on average
- Factor in the three leading causes of death among 15-24 year olds (accidents, homicides, suicides)
- Kids who start drinking <16 are 7 times more likely to be in MVA due to alcohol
- Alcohol poisoning kills nearly 6 people every day
- 15 million individuals have alcohol use disorder but only 8% of those receive treatment



General Demographics

- Nearly 70% of law enforcement in Western and Midwestern US felt that methamphetamine and fentanyl were the greatest threats to their population
- Persons previously using drugs and released from prison are at the highest risk of overdose
- States with highest percentage of drug overdose deaths in 2018
 - West Virginia- 51.5 per 100,000
 - Delaware- 43.8 per 100,000
 - Maryland- 37.2 per 100,000
 - Pennsylvania- 36.1 per 100,000
 - Ohio- 35.9 per 100,000
 - Indiana- 20.7 per 100,000



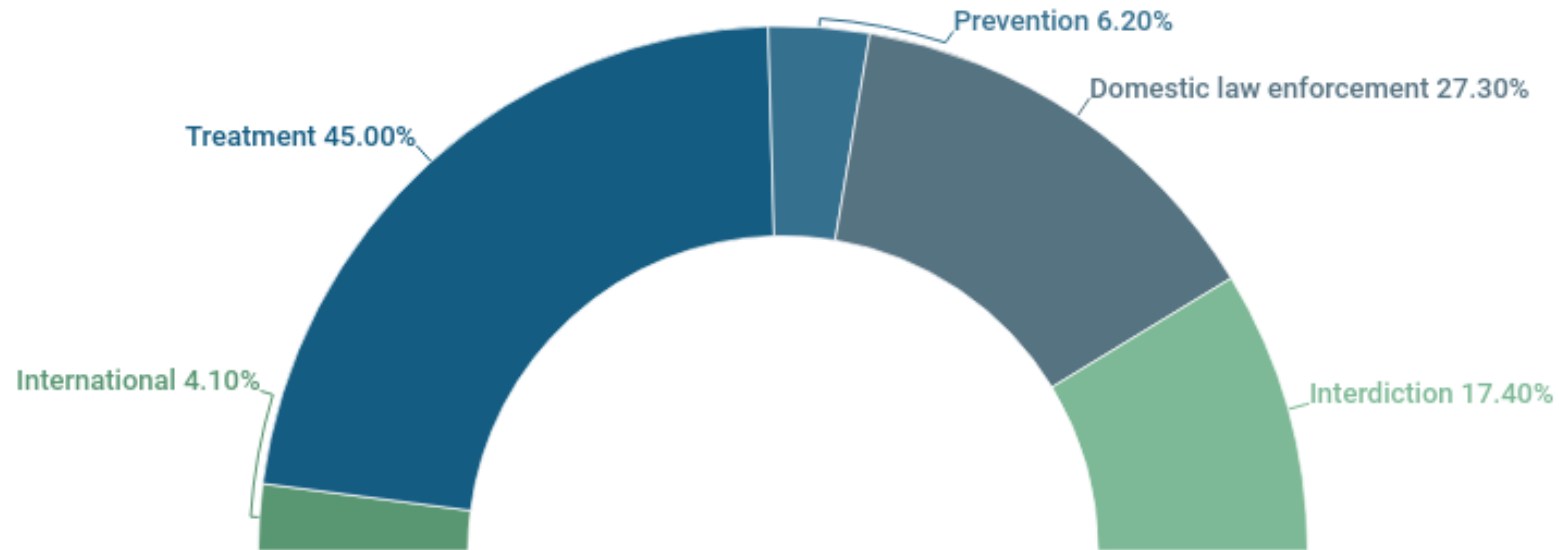
Combating Drug Crisis

- 2020 National Drug Control Budget requested 34.6 billion across different areas of drug control
 - 1.2 billion to Department of Defense for counterdrug operations
 - 55.5 million to Department of Education
 - 1.5 billion to SAMSHA for state opioid response grants
 - 1.9 billion to SAMSHA for substance abuse prevention and treatment block grant
 - 620 million to community health centers



Distribution of Spending

Distribution of Federal Drug Control spending in the United States in FY 2020, by function





Prescription Drug Monitoring

- States that enhanced prescription drug monitoring saw great results:
 - 2010 to 2015 Kentucky saw 85% decrease in number of opioids prescribed per person
 - 2010 Florida stopped healthcare providers from dispensing opioids from their office location and saw 50% decrease in oxycodone overdose deaths
 - 2012, New York required prescribers to check PDMP before prescribing opioids and saw 75% drop in patients getting opioids from multiple doctors



Substance Use Treatment

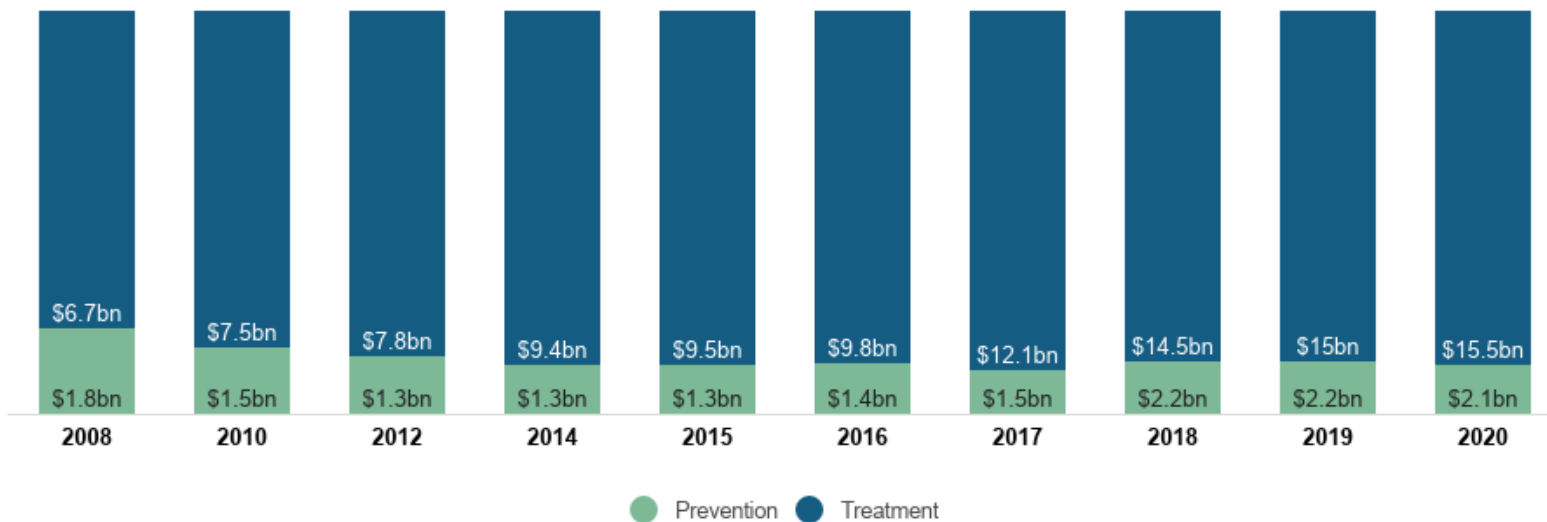
- In 2018, 19 million people 12 and older needed substance use treatment:
 - 964,000 perceived need for treatment, 392,000 went on to seek treatment
 - 946,000 adolescents aged 12-17 needed treatment, 159,000 sought treatment
 - 5.2 million aged 18-25 needed treatment, only 547,000 received treatment
 - 15.1 million older than 26 needed treatment, only 3 million received treatment



Recent Advances in Opioid Crisis

- 32% decline in opioids being prescribed 2017-2019
- 39% increase in Americans receiving MAT since 2016
- MAT programs included under Medicare coverage expansion effective January 2020

Federal Drug Control spending on treatment and prevention in the United States from 2008 to 2020





Summary

- Drug misuse is very prevalent in the US and Worldwide
- Current drug trends show an increase in drug misuse and comorbidities related to drug misuse
- US government has allocated more money each year to try to help prevent/treat drug misuse

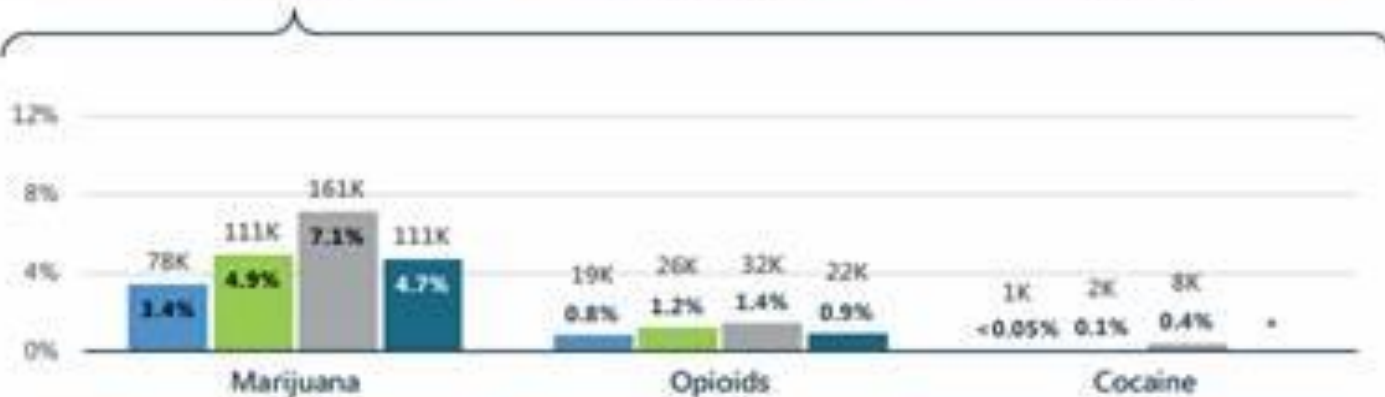
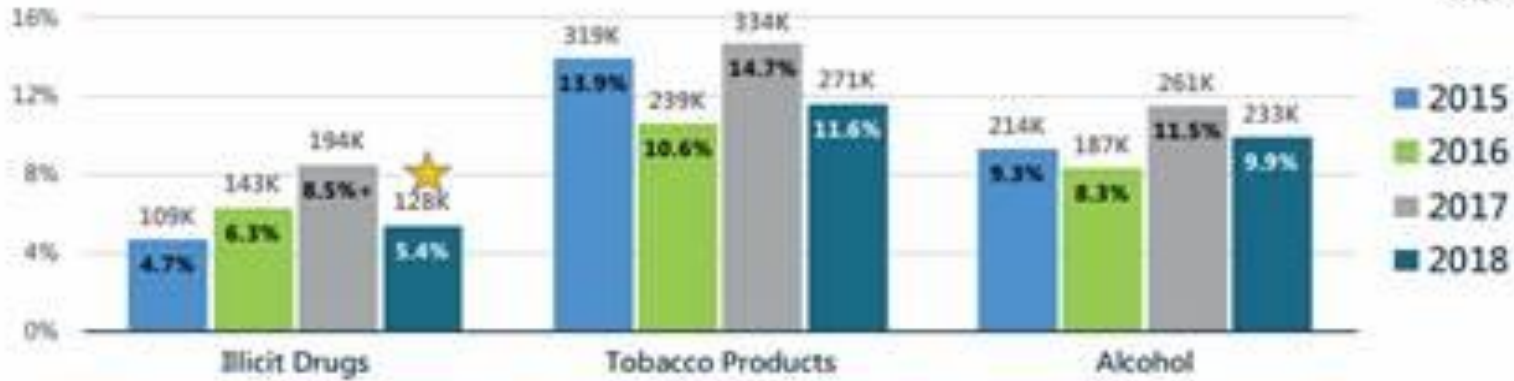


References

1. <https://www.getsmartaboutdrugs.gov/news-statistics/2020/04/15/dea-releases-2020-drugs-abuse-resource-guide>
2. <https://www.samhsa.gov/data/report/2018-nsduh-detailed-tables>
3. <https://addiction.surgeongeneral.gov/sites/default/files/surgeon-generals-report.pdf>
4. <https://aapcc.org/annual-reports>
5. <https://www.centeronaddiction.org/addiction/state-spending-addiction-risk-use>
6. <https://www.ncbi.nlm.nih.gov/pmc/articles/PMC3746553/>

Past Month Substance Use among Pregnant Women

PAST MONTH, 2015-2018 NSDUH, 15-44



* Estimate not shown due to low precision.

+ Difference between this estimate and the 2018 estimate is statistically significant at the .05 level.

